



ALELUIA CERÂMICAS

ARTISAN
selection







ARTISAN selection

ARTISAN is a tribute to the Portuguese tile art, preserved by Aleluia Cerâmicas.

Interested in continuing the Portuguese tile tradition, Aleluia Cerâmicas preserves, until today, the tradition of hand painted tiles.

The Artisan selection is a tribute to this noble art, through the reproduction and reinterpretation of patterns that make us travel through history.

ARTISAN é uma homenagem à arte azulejar portuguesa, perpetuada pela Aleluia Cerâmicas.

Procurando manter a tradição azulejar portuguesa, a Aleluia Cerâmicas mantém, até aos dias de hoje a tradição da pintura manual sobre azulejo.

A seleção Artisan é um tributo a essa nobre arte, através da reprodução e reinterpretação de padrões que nos fazem viajar pela história desta arte.

La gamme ARTISAN est un hommage à la tradition Portugaise des azulejos, perpétuée par Aleluia Cerâmicas.

Cherchant à maintenir cette tradition Portugaise, Aleluia Cerâmicas a conservée jusqu'à aujourd'hui le savoir-faire et l'authenticité de la peinture manuelle des azulejos.

La sélection de la gamme artisan est un hommage à ce noble art. Nous voyageons à travers la reproduction et la réinterprétation de ces fresques manuelles.



Series

TANGRAM	6
MOORISH	26
CHECKERED	34
ABBEY	40
DELFT	46
FRAGMENT	52
ALBARRADA	58
URBAN ATELIER	64
SCALES	76

Technical Informations

TECHNICAL DATA	84
RECOMMENDATIONS FOR APPLICATION AND USE	85
PACKAGES AND WEIGHTS	86
SYMBOLS	86





TANGRAM PYRAMIDE 14X14 CM PM014

Tangram

Creative combinations for spaces full of personality.

Combinações criativas para espaços cheios de personalidade.

Combinaisons créatives pour des espaces pleins de personnalité.




TANGRAM PATCHWORK 14X14 CM PN001


Corners



14x14 cm / 5.5x5.5 in




Example 1



Example 2



Example 1



Example 3





Arrows



14x14 cm / 5.5x5.5 in




14x14x0.9 cm PM006 | C50 14x14x0.9 cm PM007 | C50 14x14x0.9 cm PM008 | C51 14x14x0.9 cm PM009 | C51




14x14x0.9 cm PM001 | C36 14x14x0.9 cm PM002 | C50 14x14x0.9 cm PM003 | C50


Example 1




Example 2




Example 3




Example 4



Pyramide



14x14 cm / 5.5x5.5 in




Example 1




Example 2



Example 3



Example 4






Triangle



14x14 cm / 5.5x5.5 in




Example 1




Example 2



Example 3




Example 4




Peaks




14x14 cm / 5.5x5.5 in




Example 1




Example 2



Example 3



Example 4






Windmill



14x14 cm / 5.5x5.5 in




14x14x0.9 cm PM022 | C51 14x14x0.9 cm PM023 | C51




14x14x0.9 cm PM001 | C36 14x14x0.9 cm PM002 | C50 14x14x0.9 cm PM003 | C50


Example 1



Example 2




Example 3






Patchwork



14x14 cm / 5.5x5.5 in



14x14x0.9 cm (20 un)


PN001 | D46

Example 1



www.aleluia.pt

Example 2



TANGRAM | 25





MOORISH MARRAKESH 14X14 CM PM029


Moorish

Fascinating atmospheres of Arabic inspiration.

Atmosferas fascinantes de inspiração árabe.

Atmosphère fascinante d'inspiration arabe.





14x14 cm / 5.5x5.5 in

Agadir



14x14x0.9 cm PM027 | C51



Casablanca




14x14x0.9 cm PM028 | C53



Marrakesh




14x14x0.9 cm PM029 | C53



Meknes




14x14x0.9 cm PM030 | C52



Rabat



14x14x0.9 cm PM031 | C52



6.7x14x0.9 cm JF012 | D10



6.7x14x0.9 cm JF005 | D4



6.7x14x0.9 cm JF011 | D10



6.7x14x0.9 cm JF006 | D4



6.7x14x0.9 cm JF013 | D10



6.7x14x0.9 cm JF007 | D4



6.7x14x0.9 cm JF010 | D10



6.7x14x0.9 cm JF008 | D4



14x14x0.9 cm PF001 | D18



14x14x0.9 cm PF002 | D18



Checkedred





CHECKERED BROWN 14X14 CM PM033

Checkedered

When tradition and modernity meet.

Quando a tradição e a modernidade se cruzam.

Quand la tradition et la modernité se rencontrent.

Checkedered



Checkedered



14x14 cm / 5.5x5.5 in

Blue




14x14x0.9 cm PM032 | C52



Brown



14x14x0.9 cm PM033 | C52







ABBEY 14X14 CM PM026

Abbey

Exquisite spaces full of History and charm.

Espaços requintados cheios de História e charme.

Espaces raffinés pleins d'Histoire et de charme.



14x14 cm / 5.5x5.5 in



14x14x0.9 cm PM024 | C52



14x14x0.9 cm PM025 | C52



14x14x0.9 cm PM026 | C52



6.7x14x0.9 cm JF001 | D7



6.7x6.7 cm JF003 | D3



6.7x14x0.9 cm JF002 | D7



6.7x6.7x0.9 cm JF004 | D3



6.7x14x0.9 cm JF002 | D7



6.7x6.7 cm JF004 | D3







DELFT 14X14 CM PN005
DELFT 14X14 CM PM034

Delft

Popular art full of tradition.

Arte popular cheia de tradição.

Art populaire de pleine de tradition.



14x14 cm / 5.5x5.5 in



14x14x0.9 cm (20 un)

PN005 | D51



14x14x0.9 cm PM034 | C50



6.7x14x0.9 cm JF009 | D14







FRAGMENT 1 14X14 CM PN006
FRAGMENT 5 14X14 CM PN010
FRAGMENT 6 14X14 CM PN011

Fragment

Fragments of a piece of art.

Fragmentos de uma peça de arte.

Fragments d'une œuvre d'art.

Fragment



Fragment



14x14 cm / 5.5x5.5 in

Fragment 1



28x84 cm (14x14 cm) PN006 | D50

Fragment 2



56x84 cm (14x14 cm) PN007 | D52

Fragment 3



70x70 cm (14x14 cm)

PN008 | D53

Fragment 4




14x14x0.9 cm (10 un) PN009 | D50

Fragment 5



14x14x0.9 cm (8 un) PN010 | D49

Fragment 6



14x14x0.9 cm (10 un)

PN011 | D50

Fragment 7



14x14x0.9 cm PF003 | D35





Albarrada

Centenary floral art.

Arte floral centenária.

Art floral centenaire.

ALBARRADA 1 14X14 CM PN002



14x14 cm / 5.5x5.5 in

Albarrada 1



126x140 cm (14x14 cm)

PN002 | D55

Albarrada 2



98x126 cm (14x14 cm)




PN003 | D54

Albarrada 3



28x42 cm (14x14 cm)

PN004 | D48





URBAN ATELIER ATLÂNTICO 10X10 CM A5620

Urban Atelier

Soft textures with unique colours for customized decor.

Suaves texturas com cores únicas para decorações personalizadas.

Textures douces avec des couleurs uniques pour des décorations personnalisées.



URBAN ATELIER SANGUE DE BOI 6.7X14 CM Q3500



URBAN ATELIER TURQUESA 10X10 CM A5100



URBAN ATELIER CAMELO 14X14 CM B5510





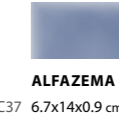









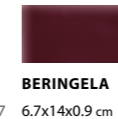





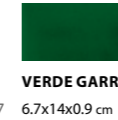











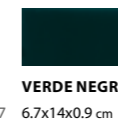


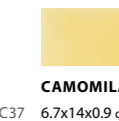





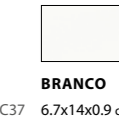
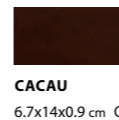







14x14 cm / 5.5x5.5 in - 10x10 cm / 3.9x3.9 in - 7x14 cm / 2.8x5.5 in

					
TANGERINA 14x14x0.9 cm B2300 C36	SALMÃO 14x14x0.9 cm B6300 C36	PAPAIA 14x14x0.9 cm B6350 C39	TEMPESTADE 14x14x0.9 cm B6110 C36	ALFAZEMA 14x14x0.9 cm B6100 C36	ÍNDIGO 14x14x0.9 cm B2100 C36
					
LARANJA 14x14x0.9 cm B5200 C39	ENCARNADO 14x14x0.9 cm B3700 C39	SANGUE DE BOI 14x14x0.9 cm B3500 C39	SAFIRA 14x14x0.9 cm B5000 C36	TEJO 14x14x0.9 cm B5610 C36	CELESTE 14x14x0.9 cm B5930 C36
					
ROSA CLARA 14x14x0.9 cm B4800 C36	ROSA VELHO 14x14x0.9 cm B4700 C36	BERINGELA 14x14x0.9 cm B4500 C36	TURQUESA 14x14x0.9 cm B5100 C36	LAGOA 14x14x0.9 cm B5900 C36	PETRÓLEO 14x14x0.9 cm B5600 C36
					
ESMERALDA 14x14x0.9 cm B1420 C36	VERDE ÁGUA 14x14x0.9 cm B1410 C36	VERDE GARRAFA 14x14x0.9 cm B6210 C39	ÁRTICO 14x14x0.9 cm B5910 C36	NÓRDICO 14x14x0.9 cm B6410 C36	ATLÂNTICO 14x14x0.9 cm B5620 C36
					
KIWI 14x14x0.9 cm B5710 C36	MENTA 14x14x0.9 cm B1310 C36	BOSQUE 14x14x0.9 cm B6200 C39	PÉROLA 14x14x0.9 cm B2910 C36	CREME 14x14x0.9 cm B4310 C36	MARFIM 14x14x0.9 cm B2920 C36
					
AMARELO 14x14x0.9 cm B5800 C36	ALFACE 14x14x0.9 cm B4900 C36	VERDE NEGRO 14x14x0.9 cm B1200 C42	AREIA 14x14x0.9 cm B6000 C36	PAPIRO 14x14x0.9 cm B6010 C36	CAMOMILA 14x14x0.9 cm B6020 C36
					
CAMURÇA 14x14x0.9 cm B5500 C36	CAMELO 14x14x0.9 cm B5510 C36	BEGE 14x14x0.9 cm B0600 C36	CINZA CLARO 14x14x0.9 cm B6400 C36	CINZA ESCURO 14x14x0.9 cm B6450 C36	BRANCO 14x14x0.9 cm B0300 C36
					
CACAU 14x14x0.9 cm B0100 C36	CASTANHO 14x14x0.9 cm B5060 C36	ÂMBAR 14x14x0.9 cm B3600 C39	PRETO 14x14x0.9 cm B3800 C39	MARINHO 14x14x0.9 cm B3200 C42	COBALTO 14x14x0.9 cm B5010 C39



 TANGERINA 10x10x0.9 cm A2300 C36	 SALMÃO 10x10x0.9 cm A6300 C36	 PAPAIA 10x10x0.9 cm A6350 C39	 TEMPESTADE 10x10x0.9 cm A6110 C36	 ALFAZEMA 10x10x0.9 cm A6100 C36	 ÍNDIGO 10x10x0.9 cm A2100 C36
 LARANJA 10x10x0.9 cm A5200 C39	 ENCARNADO 10x10x0.9 cm A3700 C39	 SANGUE DE BOI 10x10x0.9 cm A3500 C39	 SAFIRA 10x10x0.9 cm A5000 C36	 TEJO 10x10x0.9 cm A5610 C36	 CELESTE 10x10x0.9 cm A5930 C36
 ROSA CLARA 10x10x0.9 cm A4800 C36	 ROSA VELHO 10x10x0.9 cm A4700 C36	 BERINGELA 10x10x0.9 cm A4500 C36	 TURQUESA 10x10x0.9 cm A5100 C36	 LAGOA 10x10x0.9 cm A5900 C36	 PETRÓLEO 10x10x0.9 cm A5600 C36
 ESMERALDA 10x10x0.9 cm A1420 C36	 VERDE ÁGUA 10x10x0.9 cm A1410 C36	 VERDE GARRAFA 10x10x0.9 cm A6210 C39	 ÁRTICO 10x10x0.9 cm A5910 C36	 NÓRDICO 10x10x0.9 cm A6410 C36	 ATLÂNTICO 10x10x0.9 cm A5620 C36
 KIWI 10x10x0.9 cm A5710 C36	 MENTA 10x10x0.9 cm A1310 C36	 BOSQUE 10x10x0.9 cm A6200 C39	 PÉROLA 10x10x0.9 cm A2910 C36	 CREME 10x10x0.9 cm A4310 C36	 MARFIM 10x10x0.9 cm A2920 C36
 AMARELO 10x10x0.9 cm A5800 C36	 ALFACE 10x10x0.9 cm A4900 C36	 VERDE NEGRO 10x10x0.9 cm A1200 C42	 AREIA 10x10x0.9 cm A6000 C36	 PAPIRO 10x10x0.9 cm A6010 C36	 CAMOMILA 10x10x0.9 cm A6020 C36
 CAMURÇA 10x10x0.9 cm A5500 C36	 CAMELO 10x10x0.9 cm A5510 C36	 BEGE 10x10x0.9 cm A0600 C36	 CINZA CLARO 10x10x0.9 cm A6400 C36	 CINZA ESCURO 10x10x0.9 cm A6450 C36	 BRANCO 10x10x0.9 cm A0300 C36
 CACAU 10x10x0.9 cm A0100 C36	 CASTANHO 10x10x0.9 cm A5060 C36	 ÂMBAR 10x10x0.9 cm A3600 C39	 PRETO 10x10x0.9 cm A3800 C39	 MARINHO 10x10x0.9 cm A3200 C42	 COBALTO 10x10x0.9 cm A5010 C39

 TANGERINA 6.7x14x0.9 cm Q2300 C37	 SALMÃO 6.7x14x0.9 cm Q6300 C37	 PAPAIA 6.7x14x0.9 cm Q6350 C40	 TEMPESTADE 6.7x14x0.9 cm Q6110 C37	 ALFAZEMA 6.7x14x0.9 cm Q6100 C37	 ÍNDIGO 6.7x14x0.9 cm Q2100 C37
 LARANJA 6.7x14x0.9 cm Q5200 C40	 ENCARNADO 6.7x14x0.9 cm Q3700 C40	 SANGUE DE BOI 6.7x14x0.9 cm Q3500 C40	 SAFIRA 6.7x14x0.9 cm Q5000 C37	 TEJO 6.7x14x0.9 cm Q5610 C37	 CELESTE 6.7x14x0.9 cm Q5930 C37
 ROSA CLARA 6.7x14x0.9 cm Q4800 C37	 ROSA VELHO 6.7x14x0.9 cm Q4700 C37	 BERINGELA 6.7x14x0.9 cm Q4500 C37	 TURQUESA 6.7x14x0.9 cm Q5100 C37	 LAGOA 6.7x14x0.9 cm Q5900 C37	 PETRÓLEO 6.7x14x0.9 cm Q5600 C37
 ESMERALDA 6.7x14x0.9 cm Q1420 C37	 VERDE ÁGUA 6.7x14x0.9 cm Q1410 C37	 VERDE GARRAFA 6.7x14x0.9 cm Q6210 C40	 ÁRTICO 6.7x14x0.9 cm Q5910 C37	 NÓRDICO 6.7x14x0.9 cm Q6410 C37	 ATLÂNTICO 6.7x14x0.9 cm Q5620 C37
 KIWI 6.7x14x0.9 cm Q5710 C37	 MENTA 6.7x14x0.9 cm Q1310 C37	 BOSQUE 6.7x14x0.9 cm Q6200 C40	 PÉROLA 6.7x14x0.9 cm Q2910 C37	 CREME 6.7x14x0.9 cm Q4310 C37	 MARFIM 6.7x14x0.9 cm Q2920 C37
 AMARELO 6.7x14x0.9 cm Q5800 C37	 ALFACE 6.7x14x0.9 cm Q4900 C37	 VERDE NEGRO 6.7x14x0.9 cm Q1200 C43	 AREIA 6.7x14x0.9 cm Q6000 C37	 PAPIRO 6.7x14x0.9 cm Q6010 C37	 CAMOMILA 6.7x14x0.9 cm Q6020 C37
 CAMURÇA 6.7x14x0.9 cm Q5500 C37	 CAMELO 6.7x14x0.9 cm Q5510 C37	 BEGE 6.7x14x0.9 cm Q0600 C37	 CINZA CLARO 6.7x14x0.9 cm Q6400 C37	 CINZA ESCURO 6.7x14x0.9 cm Q6450 C37	 BRANCO 6.7x14x0.9 cm Q0300 C37
 CACAU 6.7x14x0.9 cm Q0100 C37	 CASTANHO 6.7x14x0.9 cm Q5060 C37	 ÂMBAR 6.7x14x0.9 cm Q3600 C40	 PRETO 6.7x14x0.9 cm Q3800 C40	 MARINHO 6.7x14x0.9 cm Q3200 C43	 COBALTO 6.7x14x0.9 cm Q5010 C40





Scales


A creative way to dress up walls.

Uma forma criativa de vestir paredes.


Une façon créative d'habiller les murs.




13.5x15 cm / 5.3x5.9 in



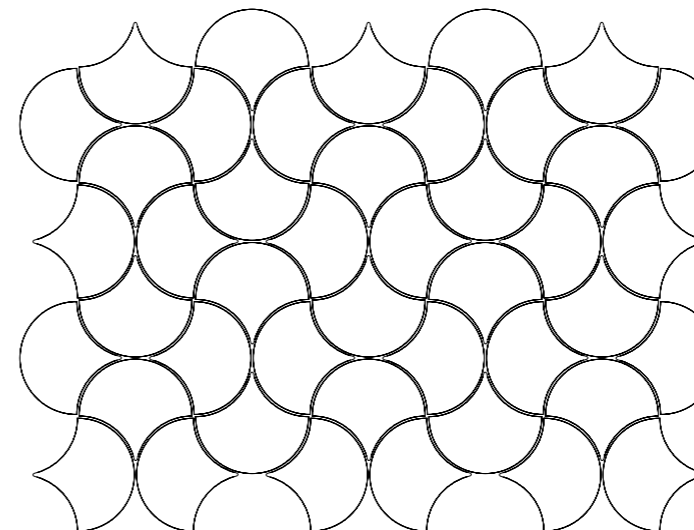
Example 1



Example 2



Example 3







WALL TILES (C) . REVESTIMENTOS (C) . REVÊTEMENTS (C)

FEATURES CARACTERÍSTICAS CARACTÉRISTIQUES	NORM NORMA NORME	SPECIFICATION EN 14411 GROUP BIII-GL ESPECIFICAÇÃO EN 14411 GRUPO BIII-GL SPECIFICATION EN 14411 GROUPE BIII-GL	ALELUIA SPECIFICATION ESPECIFICAÇÃO SPÉCIFICATION	
SIZE TOLERANCE (%) TOLERÂNCIAS DIMENSIONAIS (%) TOLERANCE S DIMENSIONNELLES (%)	EN ISO 10545-2	±0.5 MAXIMUM VALUE ± 2 MM VALOR MÁXIMO ± 2 MM VALEUR MAXIMUM ± 2 MM	IN ACCORDANCE CONFORME SELON LE CAS	
THICKNESS (%) ESPESSURA (%) ÉPAISSEUR (%)		±10 MAXIMUM VALUE ± 0.5 MM VALOR MÁXIMO ± 0.5 MM VALEUR MAXIMUM ± 0.5 MM	IN ACCORDANCE CONFORME SELON LE CAS	
RECTILINEARITY (%) RETLINEARIDADE (%) RECTILINÉARITÉ (%)		±0.3 MAXIMUM VALUE ± 1.5 MM VALOR MÁXIMO ± 1.5 MM VALEUR MAXIMUM ± 1.5 MM	IN ACCORDANCE CONFORME SELON LE CAS	
ORTHOGONALITY (%) ORTOGONALIDADE (%) ORTHOGONALITÉ (%)		±0.5 MAXIMUM VALUE ± 2 MM VALOR MÁXIMO ± 2 MM VALEUR MAXIMUM ± 2 MM	IN ACCORDANCE CONFORME SELON LE CAS	
FLATNESS PLANARIDADE PLANARITÉ		CENTRAL CURVATURE (%) CURVATURA CENTRAL (%) COURBURE CENTRALE (%)	-0.3/+0.5 MAXIMUM VALUE FROM -1.5 MM TO 2 MM VALOR MÁXIMO DE -1.5 MM A 2 MM VALEUR MAXIMUM DE -1.5 MM A 2 MM	-0.1/+0.2
		LATERAL CURVATURE (%) CURVATURA LATERAL (%) COURBURE LATÉRALE (%)	-0.3/+0.5 MAXIMUM VALUE FROM -1.5 MM TO 2 MM VALOR MÁXIMO DE -1.5 MM A 2 MM VALEUR MAXIMUM DE -1.5 MM A 2 MM	-0.1/+0.2
	DIAGONAL DEFLECTION (%) FLECHA À DIAGONAL (%) FLECHE EN DIAGONALE (%)	±0.5 MAXIMUM VALUE ± 2 MM VALOR MÁXIMO ± 2 MM VALEUR MAXIMUM ± 2 MM	-0.1/+0.25	
WATER ABSORPTION (%) ABSORÇÃO DE ÁGUA (%) ABSORPTION D'EAU (%)	EN ISO 10545-3	10 A 20	15 ± 4	
MODULUS OF RUPTURE (N / MM²) MÓDULO DE RUTURA (N / MM²) MODULE DE RUPTURE (N / MM²)	EN ISO 10545-4	THICKNESS C/ESPESSURA ÉPAISSEUR ≥ 7.5MM ≥ 12	THICKNESS C/ESPESSURA ÉPAISSEUR ≥ 7.5MM ≥ 13 (5)	
	FLEXION RESISTANCE (N) RESISTÊNCIA À FLEXÃO (N) RÉSISTANCE À LA FLEXION (N)	EN ISO 10545-4	THICKNESS C/ESPESSURA ÉPAISSEUR ≥ 7.5MM ≥ 600	THICKNESS C/ESPESSURA ÉPAISSEUR ≥ 7.5MM ≥ 600 (5)
THERMAL SHOCK RESISTANCE RESISTÊNCIA AO CHOQUE TÉRMICO RÉSISTANCE AUX ÉCARTS DE TEMPÉRATURE	EN ISO 10545-9	WHEN REQUIRED QUANDO EXIGIDA CUANDO REQUERIDO	RESISTANT RESISTENTE RÉSISTENTE	
CRACK RESISTANCE RESISTÊNCIA AO FENDILHAMENTO RÉSISTANCE AUX CRAQUERE	EN ISO 10545-11	RESISTANT RESISTENTE RÉSISTANT	RESISTANT RESISTENTE RÉSISTANT	
STAIN RESISTANCE RESISTÊNCIA ÀS MANCHAS RÉSISTANCE AUX TÂCHES	EN ISO 10545-14	MINIMUM CLASS 3 MÍNIMO CLASSE 3 MINIMUM CLASSE 3	CLASS 4 OR 5 CLASSE 4 OU 5 CLASSE 4 OU 5	
CHEMICAL RESISTANCE RESISTÊNCIA QUÍMICA RÉSISTANCE AUX AGENTS CHIMIQUES	EN ISO 10545-13	MINIMUM CLASS GB (1) (1A) MÍNIMO CLASSE GB (1) (1A) MINIMUM CLASSE GB (1) (1A)	CLASS GA (1) (1A) CLASSE GA (1) (1A) CLASSE GA (1) (1A)	

(c) Single Fired White Body Wall Tiles EN 14411 - Group BIII-gl (1st choice)

(c) Revestimentos Cerâmicos de Pasta Branca Porosa - EN 14411 - Grupo BIII-gl (1ª escolha)

(c) Revêtement Céramique en Pâte Blanche Classifié en accord avec la EN 14411 - Groupe BIII-gl (1er choix)

(1) Domestic detergents and Pool salts

(1) Detergentes domésticos e Sais de piscina

(1) Détergents ménagers et Sels de piscine

(1a) Acids and bases (low concentration) – To be indicated by the producer – Product by Product

(1a) Ácidos e Bases (baixa concentração) – A indicar pelo produtor - Produto a Produto

(1a) Acides et Bases (Faible concentration) – A indiquer par le Producteur- Produit par Produit

(5) Formats: 6.7x14; 10x10; 14x14x0.9 cm

(5) Formatos: 6.7x14; 10x10; 14x14x0.9 cm

(5) Formats: 6.7x14; 10x10; 14x14x0.9 cm

MATERIAL

BEFORE APPLICATION, PLEASE MAKE SURE THAT THE BOXES MATCH IN TERMS REFERENCE, LOT AND CALIBRE NUMBERS AND IF THE QUANTITY IS SUFFICIENT TO COMPLETE THE PROJECT, TAKING INTO CONSIDERATION A MARGIN OF ERROR.

OPEN 3 OR 4 BOXES AND SPREAD OUT VARIOUS PIECES IN ORDER TO VERIFY THAT THEY ARE ALL INDEED OF THE SAME LOT AND CALIBRE. NEVER APPLY DIFFERENT LOTS ON THE SAME SURFACE.

FOR BETTER RESULTS IN TERMS OF COLOUR HOMOGENEITY, AT LEAST 3 BOXES SHOULD ALL BE USED AT THE SAME TIME.

THE DECORATIVE FINISHES FROM ALELUIA CERÁMICAS PRODUCED IN A THIRD FIRING RESULT FROM SPECIAL DECORATIVE PROCESSES AND MAY RESULT IN SLIGHT VARIATIONS OF TONE. THESE PIECES REQUIRE AN EVEN MORE SPECIAL HANDLING TO AVOID SCRATCHES AND IRREVERSIBLE DAMAGE. THE SURFACE SHOULD BE PROTECTED DURING THE APPLICATION TO AVOID CONTACT WITH THE MORTAR. EXCESS MORTAR SHOULD BE CLEANED IMMEDIATELY WITH A CLEAN SPONGE AND ABUNDANT WATER. ABRASIVE OR ACIDIC CLEANING AGENTS MUST NOT BE USED.

NOTE: WHEN APPLYING THE PIECES IN THE SAME DIRECTION, THERE MAY BE A SLIGHT MISALIGNMENT OF THE SMOOTH OR LINED PART, THIS BEING A CHARACTERISTIC OF THE PRODUCT ITSELF.

MATERIAL

PREVIAMENTE À APLICAÇÃO DO MATERIAL POR FAVOR VERIFICAR SE AS CAIXAS POSSUEM A MESMA REFERÊNCIA, LOTE E CALIBRE, SE A QUANTIDADE É SUFICIENTE PARA EFETUAR A OBRA E SE TEM UMA QUANTIDADE COMO MARGEM DE PREVENÇÃO.

ABRIR 3 OU 4 CAIXAS ESPALHANDO VÁRIAS PEÇAS DE FORMA A AVERIGUAR A EXISTÊNCIA DE UM ÚNICO LOTE E CALIBRE. NUNCA APLICAR NA MESMA SUPERFÍCIE LOTES DIFERENTES.

PARA UMA MELHOR HOMOGENEIDADE DE COR, DEVERÃO UTILIZAR-SE PELO MENOS 3 CAIXAS EM SIMULTÂNEO.

AS DECORAÇÕES DA ALELUIA CERÁMICAS PRODUZIDAS EM 3.º FOGO RESULTAM DE PROCESSOS DE DECORAÇÃO ESPECIAIS QUE PODEM ORIGINAR UMA LIGEIRA VARIAÇÃO DE TONALIDADE. ESTAS PEÇAS REQUEREM AINDA UM MANUSEAMENTO CUIDADOSO DE FORMA A EVITAR RISCOS OU DANOS IRREVERSÍVEIS. A SUA SUPERFÍCIE DEVE DE SER PROTEGIDA DURANTE A APLICAÇÃO IMPEDINDO O CONTACTO DAS ARGAMASSAS. OS EXCEDENTES DAS ARGAMASSAS DEVERÃO DE SER LIMPOS DE IMEDIATO COM UMA ESPONJA LIMPA E BASTANTE ÁGUA, SENDO INTERDITO O USO DE AGENTES DE LIMPEZA ABRASIVOS OU ÁCIDOS.

NOTA: AO APLICAR AS PEÇAS NA MESMA DIREÇÃO, PODERÁ EXISTIR UM LIGEIRO DESALINHAMENTO DA PARTE LISA OU DAS RISCAS, SENDO ESTE UMA CARACTERÍSTICA DO PRÓPRIO PRODUTO.

MATÉRIEL

AVANT LA POSE DU MATÉRIEL, VEUILLEZ VÉRIFIER SI LES BOÎTES ONT TOUTES LES MÊMES RÉFÉRENCE, LOT ET CALIBRE, SI LA QUANTITÉ EST SUFFISANTE POUR EFFECTUER L'OUVRAGE ET SI VOUS AVEZ UNE QUANTITÉ SUFFISANTE DE RÉSERVE.

OUVREZ 3 OU 4 BOÎTES EN ÉPARPILLANT LES DIFFÉRENTS CARREAUX AFIN DE VOUS ASSURER QU'IL Y A UN SEUL LOT ET CALIBRE. N'APPLIQUEZ JAMAIS DES LOTS DIFFÉRENTS SUR LA MÊME SURFACE.

POUR UNE MEILLEURE HOMOGENÉISATION DE LA COULEUR, VOUS DEVREZ UTILISER AU MOINS 3 BOÎTES EN SIMULTANÉ.

LES DÉCORATIONS ALELUIA CERÁMICAS PRODUITES EN 3ÈME FEU RÉSULTENT DE PROCESSUS SPÉCIAUX DE DÉCORATION QUI PEUVENT ENTRAÎNER UNE LÉGÈRE VARIATION DE TONALITÉ. CES CARREAUX EXIGENT ÉGALEMENT UN MANIEMENT PRUDENT AFIN D'ÉVITER DES RISQUES OU DES DOMMAGES IRREVERSIBLES. LEUR SURFACE DOIT ÊTRE PROTÉGÉE PENDANT LA POSE, EN EMPÊCHANT LE CONTACT DES MORTIERS. LE SURPLUS DE MORTIER DEVRA ÊTRE IMMÉDIATEMENT ENLEVÉ À L'AIDE D'UNE ÉPONGE PROPRE ET AVEC BEAUCOUP D'EAU; L'USAGE D'AGENTS DE NETTOYAGE, ABRASIFS OU ACIDES, EST INTERDIT.

NOTE: EN APPLIQUANT LES CARREAUX DANS LA MÊME DIRECTION, IL POURRA Y AVOIR UN LÉGER DÉCALIGNEMENT DE LA PARTIE LISSE OU DES RAYURES, CECI ÉTANT UNE CARACTÉRISTIQUE DU PRODUIT-MÊME.

SUPPORT SURFACE / EPOXIES / JOINTS

CHECK THAT THE SUPPORT SURFACE IS LEVEL, CONSISTENT, DRY AND FREE FROM DUST OR GREASE.

USE THE APPROPRIATE EPOXY FOR EACH TYPE OF PRODUCT, TAKING INTO CONSIDERATION THE SUPPORT SURFACE, THE FORMAT AND THE PRODUCT'S FINALITY (INTERIOR, EXTERIOR, FLOOR OR WALL COVERING). FOLLOW THE INSTRUCTIONS PROVIDED BY THE EPOXY MANUFACTURER, NAMELY: AMOUNT / M², DISTRIBUTION AND DRYING TIMES.

APPLY THE EPOXY OVER THE SUPPORT SURFACE AND COMB IT WITH A NOTCHED TROWEL TO REGULARISE THE THICKNESS. HEAVIER OR LARGER PIECES SHOULD BE EPOXIED TWICE. PLACE THE TILES AND PRESS THEM UNTIL THE GROOVES ARE LEVEL. MAKE SURE THAT NO AIR BUBBLES EXIST UNDERNEATH THE TILE.

THE JOINTS BETWEEN THE PIECES, BOTH AS FLOOR AND AS WALL COVERINGS, HAVE IMPORTANT TECHNICAL FUNCTIONS (ABSORPTION OF THE SUPPORT DEFORMATIONS) AS WELL AS AESTHETIC ONES. THEREFORE, JOINTS WITH CHARACTERISTICS THAT ARE APPROPRIATE TO THE LOCATION AND PURPOSE SHOULD BE USED.

AFTER GROUTING, FOLLOW THE CLEANING INSTRUCTIONS PROVIDED BY THE MANUFACTURER.

WE RECOMMEND THE USE OF DARK COLOURED JOINTS, AND THAT THEY SHOULD BE TESTED ON SOME RESERVE PIECES FIRST, TO ANALYSE THE RESULT. CAREFUL AND FREQUENT CLEANING SHOULD OCCUR DURING THEIR APPLICATION. IF NECESSARY, PROTECT THE PIECES WITH A PRODUCT RECOMMENDED TO AVOID INCRUSTATION OF THE MORTAR'S COLOUR IN THE JOINTS.

APPLY THE JOINTS USING THE APPROPRIATE MORTAR 24 HOURS AFTER THE EPOXY APPLICATION, USING THE APPROPRIATE TROWEL.

SUPORTE / COLAS / JUNTAS

VERIFICAR SE O SUPORTE ESTÁ PLANO, CONSISTENTE, LIMPO, SECO E ISENTO DE PO E GORDURAS.

UTILIZAR COLAS APROPRIADAS PARA CADA TIPOLOGIA DE PRODUTO, TENDO TAMBÉM EM CONTA O SUPORTE, O FORMATO E O FIM A QUE SE DESTINA (INTERIOR, EXTERIOR, PAVIMENTO, REVESTIMENTO). SEGUIR AS INSTRUÇÕES INDICADAS PELO FABRICANTE DE COLAS, NOMEADAMENTE: CONSUMOS / M², DISTRIBUIÇÃO E TEMPO.

APLICAR A COLA SOBRE O SUPORTE E PENTEÁ-LO COM UMA TALOCHA DENTADA PARA REGULARIZAR A ESPESSURA. EM PEÇAS DE PESO OU FORMATO ELEVADO EFETUAR UMA COLAGEM DUPLA. COLOCAR AS PEÇAS E PRESSIONÁ-LAS ATÉ CONSEGUIR O NIVELAMENTO DOS SULCOS. DEVERÁ GARANTIR-SE A INEXISTÊNCIA DE BOLSAS DE AR SOB A PEÇA.

AS JUNTAS ENTRE AS PEÇAS, TANTO EM PAVIMENTO COMO EM REVESTIMENTO, EXERCEM IMPORTANTES FUNÇÕES TÉCNICAS (ABSORVEM AS DEFORMAÇÕES DO SUPORTE) E ESTÉTICAS. ASSIM DEVE-SE UTILIZAR JUNTAS COM CARACTERÍSTICAS ADEQUADAS AO LOCAL E À SUA FINALIDADE.

APÓS REJUNTAMENTO, RESPEITAR AS INSTRUÇÕES DE LIMPEZA INDICADAS PELO FABRICANTE.

ACONSELHAMOS QUE SE USE JUNTAS DE CORES ESCURAS E SE FAÇA UM TESTE EM PEÇAS DE RESERVA PARA ANALISAR O SEU COMPORTAMENTO. DEVERÁ SER FEITA UMA LIMPEZA CUIDADOSA E FREQUENTE DURANTE O ASSENTAMENTO. SE NECESSÁRIO DEVE-SE PROTEGER AS PEÇAS COM UM PRODUTO APROPRIADO PARA EVITAR A INCRUSTAÇÃO DA COR DA ARGAMASSA DAS JUNTAS.

BETUMAR AS JUNTAS COM ARGAMASSAS PRÓPRIAS PARA JUNTAS APÓS 24 HORAS DA APLICAÇÃO DA COLA, UTILIZANDO UMA TALOCHA APROPRIADA.

SUPPORT / COLLES / JOINTS

VÉRIFIEZ SI LE SUPPORT EST PLAT, CONSISTANT, PROPRE, SEC ET EXEMPT DE POUSSIÈRE ET DE GRAISSSES.

UTILISEZ DES COLLES ADAPTÉES À CHAQUE TYPOLOGIE DE PRODUIT, EN TENANT ÉGALEMENT COMPTE DU SUPPORT, DU FORMAT ET DU BUT AUQUEL IL SE DESTINE (INTÉRIEUR, EXTÉRIEUR, SOLS, REVÊTEMENT). SUIVEZ LES CONSIGNES INDICUÉES PAR LE FABRICANT DE COLLES, NOTAMMENT: CONSOMMATIONS / M², RÉPARTITION ET TEMPS.

APPLIQUEZ LA COLLE SUR LE SUPPORT ET PEIGNEZ-LE À L'AIDE D'UNE BROSSE INDIQUÉE À CET EFFET POUR UNIFORMISER L'ÉPAISSEUR. EN CAS DE CARREAUX LOURDS OU DE GRAND FORMAT, EFFECTUEZ UN DOUBLE COLLAGE. PLACEZ LES CARREAUX ET APPUYEZ DESSUS JUSQU'À CE QUE VOUS RÉUSSISSEZ LE NIVELLEMENT DES RAINURES. VOUS DEVREZ VOUS ASSURER DE L'INEXISTENCE DE BULLES D'AIR SOUS LES CARREAUX.

LES JOINTS ENTRE LES PIÈCES, EN TANT QUE CARREAUX DE MUR ET DE SOL, ONT DES FONCTIONS TECHNIQUES IMPORTANTES (ABSORBENT LA DÉFORMATION DU SUPPORT) ET ESTHÉTIQUE. DONC, IL DOIT ÊTRE UTILISÉ DES JOINS AVEC DES CARACTÉRISTIQUES APPROPRIÉES AU LIEU ET À L'UTILISATION PRÉVUE.

APRÈS LE JOINTOÏEMENT, RESPECTER LES INSTRUCTIONS DE NETTOYAGE FOURNIES PAR LE FABRICANT.

NOUS VOUS CONSEILLONS D'UTILISER DES JOINTS DE COULEURS FONCÉES ET DE FAIRE UN TEST SUR DES CARREAUX DE RESERVE POUR ANALYSER LEUR COMPORTEMENT. IL FAUDRA FAIRE UN NETTOYAGE SOIGNÉ ET FRÉQUENT PENDANT LA POSE. SI NECESSAIRE, IL FAUT PROTÉGER LES CARREAUX AVEC UN PRODUIT SPÉCIAL POUR ÉVITER L'INCRUSTATION DE LA COULEUR DE MORTIER DES JOINTS.

MASTIQUEZ LES JOINTS AVEC DU MORTIER ADAPTÉ POUR DES JOINTS, 24 HEURES APRÈS L'APPLICATION DE LA COLLE, EN UTILISANT UNE BROSSE INDIQUÉE À CET EFFET.

CLEANING AND MAINTENANCE

30 MINUTES AFTER APPLICATION, START THE CLEANING OF THE RESIDUES OF THE JOINT PRODUCT WITH A DAMP SPONGE. WHEN THE PRODUCT HAS COMPLETELY HARDENED, CARRY OUT A GENERAL CLEANING WITH A DRY CLOTH.

DURING MAINTENANCE OF CERAMIC FLOOR AND WALL COVERINGS, WE RECOMMEND FREQUENT CLEANING OF SURFACES WITH HOUSEHOLD CLEANING PRODUCTS. IN AREAS LEADING TO THE OUTSIDE, USE MATS TO AVOID SAND COMING INTO CONTACT WITH THE FLOOR COVERING AND CAUSING DAMAGE.

DURING THE CLEANING AND MAINTENANCE, THE USE OF TOOLS OR ABRASIVE WITH HIGH CONCENTRATION CLEANING PRODUCTS WHICH MAY SCRATCH OR DAMAGE THE SURFACE OF TILES WITH DECORATIVE DESIGNS IS STRONGLY INADVISABLE.

WE RECOMMEND THAT WITH PORCELAIN TILE PRODUCTS NORMAL CLEANING BE DONE WITH WATER.

PRODUCTS WITH A RUSTIC OR ANTI-SLIP FINISH SHOULD BE CLEANED WITH A STRONG FIBRE BRUSH TO ELIMINATE GRIME.

LIMPEZA E MANUTENÇÃO

PASSADOS 30 MINUTOS DA BETUMAÇÃO, PODERÁ COMEÇAR A LIMPEZA ELIMINANDO OS RESTOS DO PRODUTO DAS JUNTAS COM UMA ESPONJA HÚMIDA. COM O PRODUTO JÁ ENDURECIDO REALIZAR UMA LIMPEZA GERAL COM UM PANO SECO.

NA MANUTENÇÃO DOS PAVIMENTOS E REVESTIMENTOS CERÁMICOS ACONSELHAMOS A LIMPEZA FREQUENTE DAS SUPERFÍCIES COM PRODUTOS DE LIMPEZA DOMÉSTICOS E NAS ÁREAS DE LIGAÇÃO AO EXTERIOR O USO DE TAPETES PARA EVITAR A CIRCULAÇÃO DE AREIAS QUE DANIFICAM QUALQUER TIPO DE PAVIMENTO.

NA LIMPEZA E MANUTENÇÃO DOS DECORADOS É INTERDITO O USO DE UTENSÍLIOS E PRODUTOS DE LIMPEZA ABRASIVOS E DE ELEVADA CONCENTRAÇÃO QUE O POSSAM RISCAR OU DANIFICAR.

NOS PRODUTOS DE PORCELANATO ACONSELHAMOS QUE A LIMPEZA DIÁRIA SEJA FEITA COM ÁGUA.

NOS PRODUTOS COM ACABAMENTO RÚSTICO E ANTI-DERRAPANTE SUGERIMOS O USO DE UMA ESCOVA DE FIBRA DURA, PARA ELIMINAR A SUJIDADE.

NETTOYAGE ET ENTRETIEN

30 MINUTES APRÈS LE MASTIQUAGE, VOUS POURREZ COMMENCER À NETTOYER EN ÉLIMINANT LES RESTES DU PRODUIT DES JOINTS À L'AIDE D'UNE ÉPONGE HUMIDE. UNE FOIS LE PRODUIT DURCI, IL FAUT EFFECTUER UN NETTOYAGE GÉNÉRAL À L'AIDE D'UN CHIFFON SEC.

DANS L'ENTRETIEN DES SOLS ET DES REVÊTEMENTS CÉRAMIQUES, NOUS VOUS CONSEILLONS LE NETTOYAGE FRÉQUENT DES SURFACES AVEC DES PRODUITS DE NETTOYAGE MÉNAGERS ET SUR LES ZONES DE LIAISON À L'EXTÉRIEUR, L'USAGE D'UN TAPIS POUR ÉVITER LA CIRCULATION DE SABLES QUI ENDOMMAGENT TOUT TYPE DE SOLS.

LORS DU NETTOYAGE ET DE L'ENTRETIEN DES CARREAUX DÉCORÉS, IL EST INTERDIT D'UTILISER DES USTENSILES ET DES PRODUITS ABRASIFS DE HAUTE CONCENTRATION DE NETTOYAGE QUI PEUVENT LE RAYER OU L'ENDOMMAGER.


SUR LES PRODUITS EN GRÈS CÉRAME, NOUS VOUS CONSEILLONS UN NETTOYAGE QUOTIDIEN AVEC DE L'EAU.

SUR LES PRODUITS AVEC UNE FINITION RUSTIQUE ET ANTIDÉRRAPANTE, NOUS SUGGÉRONS L'USAGE D'UNE BROSSE DE FIBRE DURE, POUR ÉLIMINER LA SALETTE.

Packages and Weights



WALL TILES . REVESTIMENTOS . REVÊTEMENTS

SIZES (CM) DIMENSÃO (CM) FORMAT (CM)	PIECES / SQM PEÇAS / M ² PIÈCES / M ²	WEIGHT / SQM PESO / M ² POIDS / M ²	PIECES / BOX PEÇAS / CX PIÈCES / BOÎTE	SQM / BOX M ² / CX M ² / BOÎTE	WEIGHT / BOX PESO / CX POIDS / BOÎTE	BOX / PALLET CX / PALETTE BOÎTE / PALETTE	SQM / PALLET M ² / PALETTE M ² / PALETTE	WEIGHT / PALLET PESO / PALETTE POIDS / PALETTE	CM / PALLET CM / PALETTE CM / PALETTE	PALLET / TRUCK PALETTE / CAMIÃO PALETTE / CAMION
				M ²	KG	CX	M ²	KG	A X B X C (CM) A B C	
ABBEY - 14x14x0.9	51.76	14.88	10	0.193	2.88	-	-	-	-	-
CHECKERED - 14x14x0.9	51.76	14.88	10	0.193	2.88	-	-	-	-	-
DELFT - 14x14x0.9	51.76	14.88	10	0.193	2.88	-	-	-	-	-
MOORISH - 14x14x0.9	51.76	14.88	10	0.193	2.88	-	-	-	-	-
TANGRAM - 14x14x0.9	51.76	14.88	10	0.193	2.88	-	-	-	-	-
SCALES - 13.5x15x1	90.70	16.80	14	0.154	2.60	-	-	-	-	-
URBAN ATELIER - 14x14x0.9	52.08	14.58	25	0.480	7.00	138	66.24	986	80X120X100	24
URBAN ATELIER - 10x10x0.9	100.00	15.20	25	0.250	3.80	224	56.000	871	80X120X95	27
URBAN ATELIER - 6.7x14x0.9	106.61	15.00	25	0.230	3.45	276	63.48	972	80X120X100	25

Symbols



WALL / WALL TILES
Revestimento . Revêtements



THICKNESS
Espessura . Épaisseur



SHINE
Brilho . Brillant

ALELUIA CERÂMICAS RESERVES THE RIGHT TO DELETE OR MODIFY, AT ANY TIME, PARTIALLY OR COMPLETELY, ANY DATA INCLUDED IN THIS CATALOGUE WITHOUT ANY NOTICE, SUCH AS: SERIES, FORMATS, COLOURS, REFERENCES AND PRICE GROUPS.

THE COLOURS OF THE SERIES/PRODUCTS ARE MERELY APPROXIMATE. SHADES MAY DIFFER SLIGHTLY.

A ALELUIA CERÂMICAS RESERVA O DIREITO EM QUALQUER MOMENTO DE ELIMINAR OU MODIFICAR, TOTAL OU PARCIALMENTE QUALQUER DADO DESTE CATÁLOGO SEM AVISO PRÉVIO, TAIS COMO: SÉRIES, FORMATOS, CORES, REFERÊNCIAS E GRUPOS DE PREÇOS.

AS CORES DAS SÉRIES/PRODUTOS SÃO MERAMENTE INDICATIVAS E PODEM APRESENTAR LIGEIRAS DIFERENÇAS DE TONALIDADES.

ALELUIA CERAMICAS SE RÉSERVE LE DROIT, À TOUT MOMENT DE SUPPRIMER OU MODIFIER, TOTALEMENT OU PARTIELLEMENT LES ÉLÉMENTS DE CE CATALOGUE SANS PRÉAVIS, TEL QUE : SÉRIE, FORMATS, COULEURS, RÉFÉRENCES ET GROUPES DE PRIX.

LE COULEUR DES SÉRIE/PRODUITS EST PUREMENT INDICATIF ET PEUT PRÉSENTER DE LÉGÈRE DIFFÉRENCE DE TONALITÉ.



ARTISAN

selection



ALELUIA CERÂMICAS

HEAD OFFICE : SEDE . SIÉGE
HAUPTGESCHÄFTSSITZ

ALELUIA CERÂMICAS, S.A.
QUINTA DO SIMÃO | APT 3024
ESGUEIRA | 3801-101 AVEIRO | PORTUGAL
TEL (+351) 234 305 600 | FAX (+351) 234 305 699
geral@aleluia.pt

www.aleluia.pt

CATÁLOGO ARTISAN | EDIÇÃO: 1 | REVISÃO: 1 | DATA: NOVEMBRO 2017



Unidade de Ilhavo