

WIDE
SUPERSIZE SLABS

ABK
EMOZIONI IN SUPERFICIE



CROSSROAD

CROSSROAD

14
WHITE

22
SAND

30
GREY

38
SMOKE

44
COAL

50
TAN

54
AMBER

WIDE

SUPERSIZE SLABS

Wide è il nuovo programma di lastre ceramiche a 7 mm di spessore prodotte da ABK con tecnologia CONTINUA+.

Lo spessore ridotto e le grandi dimensioni permettono il rivestimento di ampi spazi residenziali e commerciali, compresi i volumi architettonici creati per la personalizzazione e le esigenze specifiche dei vari ambienti.

Wide is ABK's new collection of 7 mm thick ceramic slabs produced using CONTINUA+ technology.

Thanks to their small thickness and large size, these slabs are ideal for use in large residential and commercial spaces, including architectural volumes designed for custom applications.

CROSSROAD

CHALK

WOOD

BRICK

CROSSROAD, incontro fra diverse sensazioni materiche che si incrociano fra loro in un raffinato gioco di corrispondenze cromatiche.

Il colore, sia tono su tono che utilizzato a contrasto, è un elemento chiave del progetto CROSSROAD, un'unica collezione ceramica che racchiude tre diverse ispirazioni da mixare seguendo il proprio stile.

CHALK racconta la materia tridimensionale degli intonaci in un vasto programma di formati, WOOD traduce lo spirito naturale del legno in nuove colorazioni di tendenza, mentre BRICK impreziosisce gli spazi con un elegante effetto maiolicato, dando vita a molteplici soluzioni di posa.

CROSSROAD, an encounter between different material sensations that come together in an elegant play of colours.

The use of coordinating and contrasting colours is key in the CROSSROAD project, a unique ceramic collection featuring three different effects that can be combined according to one's own individual style.

CHALK is inspired by the three-dimensional effect of plaster in a wide range of sizes, WOOD interprets the natural spirit of timber in new trendy colours, and BRICK enhances spaces with an elegant majolica effect to allow for many different installation solutions.

CROSSROAD
CHALK

CROSSROAD
BRICK



CROSSROAD
WOOD

CROSSROAD

CHALK

CHALK si ispira alla matericità e alle piccole imperfezioni tipiche degli intonaci, la grafica del prodotto riproduce un gioco di luci e ombre che simula perfettamente la tridimensionalità del prodotto, pur mantenendo, al tatto, la morbidezza della superficie ceramica.

CHALK is inspired by the material effect and small imperfections of plaster. The surface design creates a play of light and shadow that simulates the material's three-dimensionality while maintaining the soft touch typical of ceramic surfaces.

▼
7 mm
▲



160x320
64"x128"

120x240
48"x96"

160x160
64"x 64"

80x160
32"x 64"

120x120
48"x 48"

60x120
24"x 48"

80x80
32"x 32"

LASTRE IN GRES PORCELLANATO PRESSATO A SECCO
DRY-PRESSED PORCELAIN STONEWARE SLABS



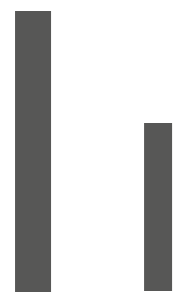
CROSSROAD

WOOD

WOOD esplora le tendenze "parquet" in chiave minimal-chic, la gamma include sia tonalità naturali che colori inediti, studiati in base alle esigenze dell'architettura contemporanea.

WOOD offers a minimal-chic interpretation of "parquet" trends. The palette includes both natural tones and fresh new colours designed to meet the needs of contemporary architecture.

▼
7 mm
▲



26x200 20x120
10"x80" 8"x48"

GRES PORCELLANATO PRESSATO A SECCO
DRY-PRESSED PORCELAIN STONEWARE



CROSSROAD

BRICK

BRICK è una perfetta sintesi di tradizione e modernità, perché rinnova l'effetto glossy della ceramica tradizionale utilizzando un formato di tendenza ed una palette di colori moderna e ricercata.

BRICK is a perfect combination of traditional and modern. It offers a contemporary interpretation of the glossy effect of traditional ceramic tiles in a fashionable size and a palette of sophisticated, modern colours.






























▼
8 mm
▲

7,5x30
3"x12"

PASTA BIANCA DA RIVESTIMENTO
WHITE BODY WALL TILES



CROSSROAD COLOR TABLE

									
CHALK WHITE	CHALK SAND	CHALK GREY	CHALK SMOKE	CHALK COAL					
									
WOOD WHITE	WOOD SAND	WOOD GREY		WOOD COAL	WOOD TAN	WOOD AMBER			
									
BRICK WHITE	BRICK SAND	BRICK GREY	BRICK SMOKE	BRICK COAL			BRICK BLUE	BRICK SAGE	BRICK CLAY
									
OIKOS INTERIOR IN013	OIKOS INTERIOR IN031	OIKOS INTERIOR IN042	OIKOS INTERIOR ID3095	OIKOS INTERIOR ID3075	OIKOS INTERIOR IN473	OIKOS INTERIOR B595	OIKOS INTERIOR IN091	OIKOS INTERIOR B745	OIKOS INTERIOR IN632

ABK in collaborazione con OIKOS suggerisce una selezione di colori murali per valorizzare al massimo gli spazi CROSSROAD. Per un risultato più omogeneo vengono proposte tonalità simili alle superfici ceramiche scelte, per un look più emozionale tinte a contrasto, in linea con le principali tendenze colore del momento. Per maggiori informazioni sui prodotti OIKOS INTERIOR consultare il sito www.oikos-group.it.

ABK has teamed up with OIKOS to offer a selection of wall colors recommended for enhancing the aesthetics of CROSSROAD spaces. To create a uniform, harmonious look, similar colors to the ceramic surfaces should be chosen. For a more striking visual effect, contrasting shades based on current color trends can be used. For further information on OIKOS INTERIOR products, visit the website www.oikos-group.it.



CROSSROAD STYLE GUIDE



Suggerimenti di colore per ricreare le atmosfere uniche degli spazi Crossroad con i prodotti OIKOS INTERIOR.

Colour tips for recreating the unique atmospheres of Crossroad spaces with OIKOS INTERIOR products.




OIKOS INTERIOR
IN672

CHALK WHITE
WOOD WHITE
P 18




OIKOS INTERIOR
IN692

BRICK GREY
WOOD GREY
P 36




OIKOS INTERIOR
N308

CHALK SMOKE
WOOD GREY
P 42





OIKOS INTERIOR
N538

CHALK COAL
WOOD COAL
P 48




OIKOS INTERIOR
IN631

CHALK COAL
BRICK COAL
WOOD COAL
P 51




OIKOS INTERIOR
N118

BRICK BLUE
WOOD TAN
P 53




OIKOS INTERIOR
IN091

WOOD TAN
P 54





OIKOS INTERIOR
B865

BRICK SAGE
WOOD AMBER
P 57

CROSSROAD WHITE



floor
WOOD
26x200 WHITE





wall
CHALK
120x240 WHITE

floor
WOOD
26x200 WHITE

sliding doors and countertop
120x240 CHALK WHITE




wall
CHALK
120x240 WHITE

floor
WOOD
26x200 WHITE

sliding doors and countertop
120x240 CHALK WHITE



floor
CHALK
80x80 WHITE



wall
CHALK
60x120 WHITE

floor
WOOD
20x120 tan



CROSSROAD SAND



wall
BRICK
7,5x30 SAND
CHALK
120x240 SAND

top
WOOD
26x200 SAND

floor
WOOD
20x120 SAND



wall
BRICK
7,5x30 SAND
CHALK
120x240 SAND

floor
WOOD
20x120 SAND






wall
CHALK
120x240 SAND
ROMBO 30 SAND


WOOD
ROMBO 30 SAND

MATITA ALLUMINIO BRONZO 0,5x120

floor
CHALK
120x120 SAND

MATITA ALLUMINIO BRONZO 0,5x120





wall
CHALK
120x240 SAND
ROMBO 30 SAND

WOOD
ROMBO 30 SAND

MATITA ALLUMINIO BRONZO 0,5x120

floor
CHALK
120x120 SAND


MATITA ALLUMINIO BRONZO 0,5x120

CROSSROAD GREY



wall
CHALK
160x320 GREY

floor
CHALK
80x160 GREY



wall
CHALK
160x320 GREY
MOSAICO GEM GREY

floor
CHALK
80x160 GREY





wall
BRICK
7,5x30 GREY

floor
WOOD
20x120 GREY



wall
CHALK
80x160 GREY
ROMBO 30 GREY

floor
WOOD
20x120 GREY




CROSSROAD SMOKE



wall
CHALK
160x320 SMOKE

WOOD
26x200 GREY

floor
CHALK
160x160 SMOKE






wall
CHALK
160x320 SMOKE


WOOD
26x200 GREY

floor
CHALK
160x160 SMOKE

floor
CHALK
80x80 SMOKE




wall
CHALK
80x160 SMOKE




CROSSROAD COAL




floor
WOOD
ROMBO 30 COAL
ROMBO 30 AMBER





wall
CHALK
160x320 COAL

floor
WOOD
26x200 COAL



wall
CHALK
160x320 COAL
BRICK
7,5x30 COAL

floor
WOOD
20x120 COAL



CROSSROAD TAN



wall
BRICK
7,5x30 BLUE

floor
WOOD
20x120 TAN



wall
WOOD
26x200 TAN

floor
WOOD
26x200 TAN




CROSSROAD AMBER



floor
WOOD
20x120 AMBER






wall
BRICK
7,5x30 SAGE

floor
WOOD
20x120 AMBER



wall
SENSI WIDE
120x240 PIETRA GREY LUX*

floor
WOOD
26x200 AMBER



CROSSROAD

CHALK

WOOD

BRICK

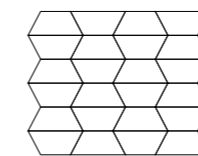
CROSSROAD CHALK

LASTRE IN GRES PORCELLANATO PRESSATO A SECCO
DRY-PRESSED PORCELAIN STONEWARE SLABS

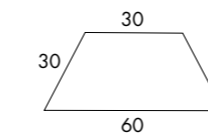
WHITE



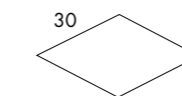
160x320 rett.	0000490	F 168,90
160x160 rett.	0000496	F 152,90
80x160 rett.	0000502	F 102,90
80x80 rett.	0000508	F 68,90
120x240 rett.	0000514	F 132,90
120x120 rett.	0000520	F 102,90
60x120 rett.	0001207	F 68,90



30x34 rett. \oplus 5
MOS GEM
0000578 F 209,90



60x30x30 rett. \oplus 9
TRAPEZIO
0000526 F 172,90

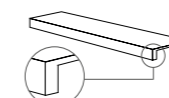


30x30 rett. \oplus 13
ROMBO 30
0000532 F 172,90

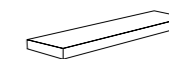
BATTISCOPA rett. \oplus 8
5,5x80 **0001212** PZ 8,90



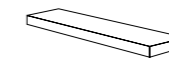
GRADONE TOP rett. \oplus 1
32x120x4,5x1,5 **0001217** PZ 172,90



ANG. TOP SX rett. \oplus 1
32x120x4,5x1,5 **0001222** PZ 198,90



ANG. TOP DX rett. \oplus 1
32x120x4,5x1,5 **0001227** PZ 198,90



CROSSROAD CHALK

LASTRE IN GRES PORCELLANATO PRESSATO A SECCO
DRY-PRESSED PORCELAIN STONEWARE SLABS

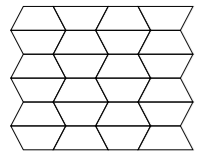
CROSSROAD CHALK

WIDE
SUPERSIZE SLABS

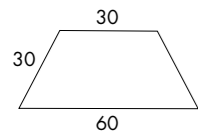
SAND



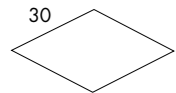
160x320 rett.	0000491	F 168,90
160x160 rett.	0000497	F 152,90
80x160 rett.	0000503	F 102,90
80x80 rett.	0000509	F 68,90
120x240 rett.	0000515	F 132,90
120x120 rett.	0000521	F 102,90
60x120 rett.	0001208	F 68,90



30x34 rett. \varnothing 5
MOS GEM
0000579 F 209,90


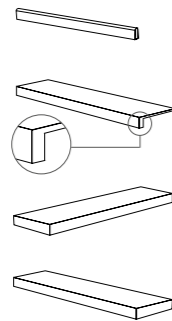


60x30x30 rett. \varnothing 9
TRAPEZIO
0000527 F 172,90



30x30 rett. \varnothing 13
ROMBO 30
0000533 F 172,90

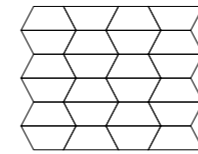
BATTISCOPA rett. 5,5x80 \varnothing 8	0001213	PZ 8,90
GRADONE TOP rett. 32x120x4,5x1,5 \varnothing 1	0001218	PZ 172,90
ANG. TOP SX rett. 32x120x4,5x1,5 \varnothing 1	0001223	PZ 198,90
ANG. TOP DX rett. 32x120x4,5x1,5 \varnothing 1	0001228	PZ 198,90



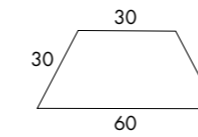
GREY



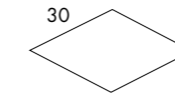
160x320 rett.	0000493	F 168,90
160x160 rett.	0000499	F 152,90
80x160 rett.	0000505	F 102,90
80x80 rett.	0000511	F 68,90
120x240 rett.	0000517	F 132,90
120x120 rett.	0000523	F 102,90
60x120 rett.	0001210	F 68,90



30x34 rett. \varnothing 5
MOS GEM
0000581 F 209,90

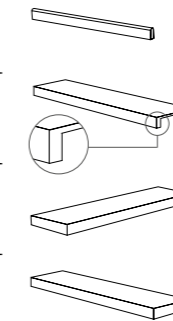


60x30x30 rett. \varnothing 9
TRAPEZIO
0000529 F 172,90



30x30 rett. \varnothing 13
ROMBO 30
0000535 F 172,90

BATTISCOPA rett. 5,5x80 \varnothing 8	0001215	PZ 8,90
GRADONE TOP rett. 32x120x4,5x1,5 \varnothing 1	0001220	PZ 172,90
ANG. TOP SX rett. 32x120x4,5x1,5 \varnothing 1	0001225	PZ 198,90
ANG. TOP DX rett. 32x120x4,5x1,5 \varnothing 1	0001230	PZ 198,90



CROSSROAD CHALK

LASTRE IN GRES PORCELLANATO PRESSATO A SECCO
DRY-PRESSED PORCELAIN STONEWARE SLABS

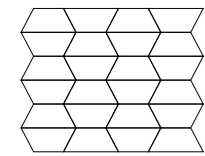
CROSSROAD CHALK

WIDE
SUPERSIZE SLABS

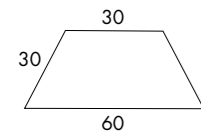
SMOKE

7 mm

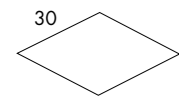
160x320 rett.	0000492	F 168,90
160x160 rett.	0000498	F 152,90
80x160 rett.	0000504	F 102,90
80x80 rett.	0000510	F 68,90
120x240 rett.	0000516	F 132,90
120x120 rett.	0000522	F 102,90
60x120 rett.	0001209	F 68,90



30x34 rett. 5
MOS GEM
0000580 F 209,90



60x30x30 rett. 9
TRAPEZIO
0000528 F 172,90

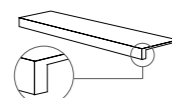


30x30 rett. 13
ROMBO 30
0000534 F 172,90

BATTISCOPA rett.
5,5x80 8 **0001214** PZ 8,90



GRADONE TOP rett.
32x120x4,5x1,5 1 **0001219** PZ 172,90



ANG. TOP SX rett.
32x120x4,5x1,5 1 **0001224** PZ 198,90



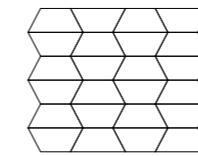
ANG. TOP DX rett.
32x120x4,5x1,5 1 **0001229** PZ 198,90



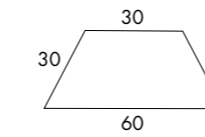
COAL

7 mm

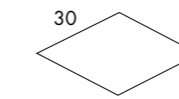
160x320 rett.	0000494	F 168,90
160x160 rett.	0000500	F 152,90
80x160 rett.	0000506	F 102,90
80x80 rett.	0000512	F 68,90
120x240 rett.	0000518	F 132,90
120x120 rett.	0000524	F 102,90
60x120 rett.	0001211	F 68,90



30x34 rett. 5
MOS GEM
0000582 F 209,90



60x30x30 rett. 9
TRAPEZIO
0000530 F 172,90

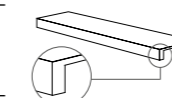


30x30 rett. 13
ROMBO 30
0000536 F 172,90

BATTISCOPA rett.
5,5x80 8 **0001216** PZ 8,90



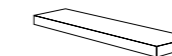
GRADONE TOP rett.
32x120x4,5x1,5 1 **0001221** PZ 172,90



ANG. TOP SX rett.
32x120x4,5x1,5 1 **0001226** PZ 198,90



ANG. TOP DX rett.
32x120x4,5x1,5 1 **0001231** PZ 198,90



CROSSROAD WOOD

GRES PORCELLANATO PRESSATO A SECCO
DRY-PRESSED PORCELAIN STONEWARE

CROSSROAD WOOD

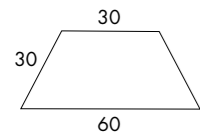
AUTO-LEVELING™
Facile installazione - Easy laying

WIDE
SUPER SIZE SLABS

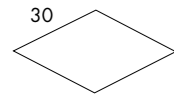
WHITE

7 mm

26x200 rett.	0000538	F 104,90
20x120 rett.	0000543	F 68,90



60x30x30 rett. ⌀ 9
TRAPEZIO
0001097 F 172,90

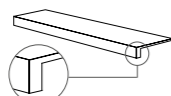


30x30 rett. ⌀ 13
ROMBO 30
0001103 F 172,90

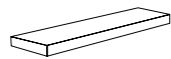
BATTISCOPA rett.
6,5x120 ⌀ 6 **0001258** PZ 10,90



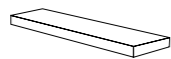
GRADONE TOP rett.
32x120x4,5x1,5 ⌀ 1 **0001299** PZ 172,90



ANG. TOP SX rett.
32x120x4,5x1,5 ⌀ 1 **0001305** PZ 198,90



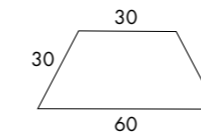
ANG. TOP DX rett.
32x120x4,5x1,5 ⌀ 1 **0001311** PZ 198,90



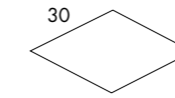
SAND

7 mm

26x200 rett.	0000539	F 104,90
20x120 rett.	0000544	F 68,90



60x30x30 rett. ⌀ 9
TRAPEZIO
0001098 F 172,90

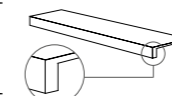


30x30 rett. ⌀ 13
ROMBO 30
0001104 F 172,90

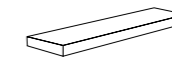
BATTISCOPA rett.
6,5x120 ⌀ 6 **0001262** PZ 10,90



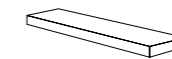
GRADONE TOP rett.
32x120x4,5x1,5 ⌀ 1 **0001300** PZ 172,90



ANG. TOP SX rett.
32x120x4,5x1,5 ⌀ 1 **0001306** PZ 198,90



ANG. TOP DX rett.
32x120x4,5x1,5 ⌀ 1 **0001312** PZ 198,90



CROSSROAD WOOD

GRES PORCELLANATO PRESSATO A SECCO
DRY-PRESSED PORCELAIN STONEWARE

CROSSROAD WOOD

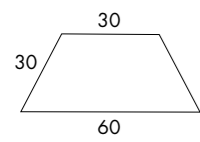
AUTO-LEVELING™
Facile installazione - Easy laying

WIDE
SUPER SIZE SLABS

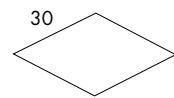
GREY

7 mm

26x200 rett.	0000558	F 104,90
20x120 rett.	0000559	F 68,90



60x30x30 rett. ⌀ 9
TRAPEZIO
0001102 F 172,90

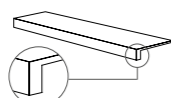


30x30 rett. ⌀ 13
ROMBO 30
0001108 F 172,90

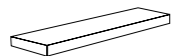
BATTISCOPA rett. 6,5x120 ⌀ 6 **0001298** PZ 10,90



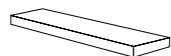
GRADONE TOP rett. 32x120x4,5x1,5 ⌀ 1 **0001304** PZ 172,90



ANG. TOP SX rett. 32x120x4,5x1,5 ⌀ 1 **0001310** PZ 198,90



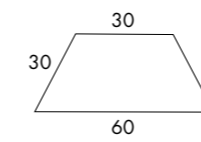
ANG. TOP DX rett. 32x120x4,5x1,5 ⌀ 1 **0001316** PZ 198,90



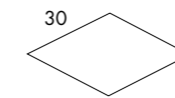
COAL

7 mm

26x200 rett.	0000542	F 104,90
20x120 rett.	0000547	F 68,90



60x30x30 rett. ⌀ 9
TRAPEZIO
0001101 F 172,90

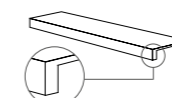


30x30 rett. ⌀ 13
ROMBO 30
0001107 F 172,90

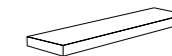
BATTISCOPA rett. 6,5x120 ⌀ 6 **0001297** PZ 10,90



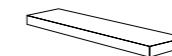
GRADONE TOP rett. 32x120x4,5x1,5 ⌀ 1 **0001303** PZ 172,90



ANG. TOP SX rett. 32x120x4,5x1,5 ⌀ 1 **0001309** PZ 198,90



ANG. TOP DX rett. 32x120x4,5x1,5 ⌀ 1 **0001315** PZ 198,90

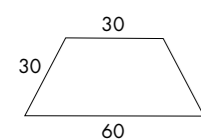


CROSSROAD WOOD

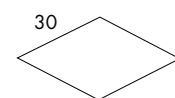
AMBER

7 mm

26x200 rett.	0000540	F 104,90
20x120 rett.	0000545	F 68,90



60x30x30 rett. \varnothing 9
TRAPEZIO
0001099 F 172,90

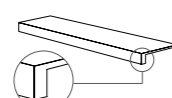


30x30 rett. \varnothing 13
ROMBO 30
0001105 F 172,90

BATTISCOPA rett.
6,5x120 \varnothing 6 **0001295** PZ 10,90



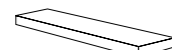
GRADONE TOP rett.
32x120x4,5x1,5 \varnothing 1 **0001301** PZ 172,90



ANG. TOP SX rett.
32x120x4,5x1,5 \varnothing 1 **0001307** PZ 198,90



ANG. TOP DX rett.
32x120x4,5x1,5 \varnothing 1 **0001313** PZ 198,90



GRES PORCELLANATO PRESSATO A SECCO
DRY-PRESSED PORCELAIN STONEWARE

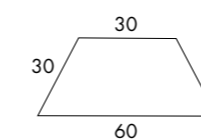


CROSSROAD WOOD

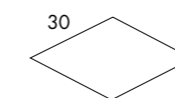
TAN

7 mm

26x200 rett.	0000541	F 104,90
20x120 rett.	0000546	F 68,90



60x30x30 rett. \varnothing 9
TRAPEZIO
0001100 F 172,90

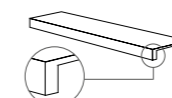


30x30 rett. \varnothing 13
ROMBO 30
0001106 F 172,90

BATTISCOPA rett.
6,5x120 \varnothing 6 **0001296** PZ 10,90



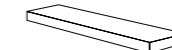
GRADONE TOP rett.
32x120x4,5x1,5 \varnothing 1 **0001302** PZ 172,90



ANG. TOP SX rett.
32x120x4,5x1,5 \varnothing 1 **0001308** PZ 198,90



ANG. TOP DX rett.
32x120x4,5x1,5 \varnothing 1 **0001314** PZ 198,90



AUTO-LEVELING™
Facile installazione - Easy laying

WIDE
SUPERSIZE SLABS



CROSSROAD BRICK

▼
8 mm
▲



7,5x30
BRICK WHITE
0001337

⊞ 22
F 62,90



7,5x30
BRICK BLUE
0001342

⊞ 22
F 62,90



7,5x30
BRICK SAND
0001338

⊞ 22
F 62,90



7,5x30
BRICK SAGE
0001343

⊞ 22
F 62,90




7,5x30
BRICK GREY
0001339

⊞ 22
F 62,90




7,5x30
BRICK CLAY
0001344

⊞ 22
F 62,90



7,5x30
BRICK SMOKE
0001340

⊞ 22
F 62,90



7,5x30
BRICK COAL
0001341

⊞ 22
F 62,90

PASTA BIANCA DA RIVESTIMENTO
WHITE BODY WALL TILES



0,5x120
MATITA ALLUMINIO
0000086

⊞ 4
PZ 20,90



0,5x120
MATITA ALLUMINIO WHITE
0000087

⊞ 4
PZ 34,90



0,5x120
MATITA ALLUMINIO BLACK
0000088

⊞ 4
PZ 34,90




0,5x120
MATITA ALLUMINIO RAME
0000556

⊞ 4
PZ 34,90



0,5x120
MATITA ALLUMINIO BRONZO
0000557

⊞ 4
PZ 34,90



CREATIVITÀ A COLORI COLOR CREATIVITY

L'accurata selezione delle tonalità crossroad brick, sia in tono che a contrasto con i colori chalk e wood, permette di dare vita a molteplici e sorprendenti possibilità compositive.

The meticulously selected palette of crossroad brick colors includes shades that both coordinate and contrast with the chalk and wood tones, allowing plenty of opportunity for striking and original compositions.



BRICK GREY - SMOKE - COAL / CHALK COAL / WOOD COAL



BRICK BLUE / CHALK SMOKE / WOOD GREY



BRICK CLAY / CHALK GREY / WOOD GREY




























BRICK SAGE / CHALK SAND / WOOD SAND



CROSSROAD

CHALK

WOOD

TRAPEZIO / ROMBO SCHEMI DI POSA - INSTALLATION PATTERNS

<p>01 / MONOCOLORE</p>  <p>TRAPEZIO col.1 ■ 75 % ROMBO col.2 ■ 25 %</p>	<p>01.1 / 2 COLORI</p>  <p>TRAPEZIO col.1 ■ 75 % ROMBO col.2 ■ 25 %</p>	<p>01.2 / 3 COLORI</p>  <p>TRAPEZIO col.1 ■ 37,5 % ROMBO col.2 ■ 25 % TRAPEZIO col.3 ■ 37,5 %</p>	<p>01.3 / 3 COLORI</p>  <p>TRAPEZIO col.1 ■ 37,5 % ROMBO col.2 ■ 25 % TRAPEZIO col.3 ■ 37,5 %</p>	<p>02 / MONOCOLORE</p>  <p>TRAPEZIO col.1 ■ 100 %</p>	<p>02.1 / 2 COLORI</p>  <p>TRAPEZIO col.1 ■ 50 % TRAPEZIO col.2 ■ 50 %</p>	<p>06 / MONOCOLORE</p>  <p>TRAPEZIO col.1 ■ 100 %</p>	<p>06.1 / 2 COLORI</p>  <p>TRAPEZIO col.1 ■ 50 % TRAPEZIO col.2 ■ 50 %</p>	<p>06.2 / 3 COLORI</p>  <p>TRAPEZIO col.1 ■ 33,3 % TRAPEZIO col.2 ■ 33,3 % TRAPEZIO col.3 ■ 33,3 %</p>	<p>07 / MONOCOLORE</p>  <p>ROMBO col.1 ■ 100 %</p>	<p>07.1 / 3 COLORI</p>  <p>ROMBO col.1 ■ 33,3 % ROMBO col.2 ■ 33,3 % ROMBO col.3 ■ 33,3 %</p>	<p>07.2 / 3 COLORI</p>  <p>ROMBO col.1 ■ 33,3 % ROMBO col.2 ■ 33,3 % ROMBO col.3 ■ 33,3 %</p>
<p>03 / MONOCOLORE</p>  <p>TRAPEZIO col.1 ■ 100 %</p>	<p>03.1 / 3 COLORI</p>  <p>TRAPEZIO col.1 ■ 33,3 % TRAPEZIO col.2 ■ 33,3 % TRAPEZIO col.3 ■ 33,3 %</p>	<p>03.2 / 3 COLORI</p>  <p>TRAPEZIO col.1 ■ 33,3 % TRAPEZIO col.2 ■ 33,3 % TRAPEZIO col.3 ■ 33,3 %</p>	<p>04 / MONOCOLORE</p>  <p>TRAPEZIO col.1 ■ 100 %</p>	<p>04.1 / 2 COLORI</p>  <p>TRAPEZIO col.1 ■ 25 % TRAPEZIO col.2 ■ 75 %</p>	<p>04.2 / 3 COLORI</p>  <p>TRAPEZIO col.1 ■ 37,5 % TRAPEZIO col.2 ■ 25 % TRAPEZIO col.3 ■ 37,5 %</p>	<p>08 / MONOCOLORE</p>  <p>ROMBO col.1 ■ 100 %</p>	<p>08.1 / 2 COLORI</p>  <p>ROMBO col.1 ■ 50 % ROMBO col.2 ■ 50 %</p>	<p>08.2 / 2 COLORI</p>  <p>ROMBO col.1 ■ 50 % ROMBO col.2 ■ 50 %</p>	<p>09 / MONOCOLORE</p>  <p>ROMBO col.1 ■ 100 %</p>	<p>09.1 / 2 COLORI</p>  <p>ROMBO col.1 ■ 50 % ROMBO col.2 ■ 50 %</p>	
<p>05 / 2 COLORI</p>  <p>TRAPEZIO col.1 ■ 50 % TRAPEZIO col.2 ■ 50 %</p>	<p>05.1 / 3 COLORI</p>  <p>TRAPEZIO col.1 ■ 33,3 % TRAPEZIO col.2 ■ 66,7 % TRAPEZIO col.3 ■ 33,3 %</p>										



CERAMIC R-EVOLUTION

Il progetto WIDE ABK parte dalla rivoluzionaria tecnologia produttiva CONTINUA+, che permette di produrre lastre in gres porcellanato robuste e leggere allo stesso tempo, grazie allo spessore ridotto di 7mm, fino alla dimensione record di 160x320 cm.

Il nuovo sistema di pressatura prevede la compattazione a secco delle materie prime e consente di ottenere superfici particolarmente apprezzabili sia per la qualità estetica che per le performance tecniche.

ABK'S WIDE collection consists of tough yet lightweight porcelain slabs with a thickness of just 7 mm and a record size of 160x320 cm produced using the revolutionary CONTINUA+ technology. The new pressing system involves dry compaction of raw materials and is able to produce surfaces that combine excellent aesthetic quality with outstanding technical performance.



WIDE & STRONG

WIDE è perfettamente idoneo sia per il rivestimento che per la pavimentazione, in ambito residenziale e commerciale. Lo spessore 7 mm consente di mantenere un'ottima resistenza al carico di rottura reale.

WIDE is ideal as both a floor and wall covering in residential and commercial projects. The 7 mm thickness enables it to maintain excellent breaking strength in real situations.



LITE GOES WIDE

Lo spessore di 7 mm consente di ridurre il peso per mq con interessanti vantaggi in termini di maneggevolezza e movimentazione.

The 7 mm thickness results in a reduced weight per square metre, bringing significant advantages in terms of ease of working and handling.



WIDE IS LEVELING

La combinazione fra impasto ad elevata plasticità, spessore e grande dimensione, dona particolare elasticità al prodotto, per ottenere risultati di posa sempre impeccabili.

The combination of a body with high plasticity, thickness and dimensions makes for a highly elastic product that delivers consistently flawless results.



EASY AS WIDE

La formulazione dell'impasto, unita alla compattazione a secco e alla cottura in forni di nuova concezione, genera un gres particolarmente facile da tagliare e lavorare.

The chemical formulation of the body combined with the raw material dry compaction process produces a porcelain slab that is easy to cut and work with.



WIDE MEANS GREEN

L'impasto contiene il 40% minimo di materie prime di qualità recuperate da altri processi produttivi, per questo i prodotti WIDE possono essere accreditati all'interno del sistema internazionale LEED.

As the body contains a minimum of 40% high-quality raw materials recycled from other production processes, WIDE collection products qualify for LEED international certification.

CARICO DI ROTTURA BREAKING STRENGTH

Abk 9 mm = 1.662 newton
Abk 7 mm = 1.587 newton
Altri 6 mm = 1.166 newton

PESO WEIGHT

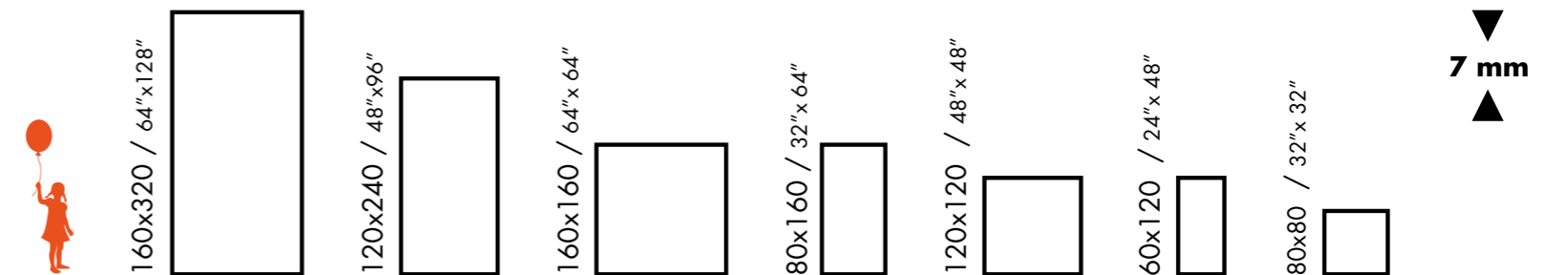
Abk 9 mm = 19,5 Kg x mq
Abk 7 mm = 17,5 Kg x mq

indicatore di flessibilità flexibility index	deflessione massima sotto carico di 350 N maximum deflection under load of 350 N	lato/lenght 2400 mm	> 50 mm
		lato/lenght 3200 mm	> 100 mm

NEW DIMENSIONS

Uno degli obiettivi del progetto WIDE è quello di fornire un materiale ceramico tecnologicamente avanzato facilmente utilizzabile in contesti anche molto diversi, per dimensione e per destinazione d'uso. WIDE è un vero e proprio programma di formati, tutti rettificati, pensati per coprire a 360° le esigenze legate alla progettazione, a partire dagli spazi residenziali, fino alle grandi opere in ambito pubblico e commerciale.

One of the aims of the WIDE project is to supply a hi-tech ceramic material that is easy to use in very different sizes and applications. WIDE comes in a large selection of sizes, all rectified, ideal for uses ranging from residential through to large-scale works in public and commercial spaces.



EVERYWHERE YOU LIKE

Tenendo conto delle principali qualità del materiale, tra cui la robustezza, la resistenza agli sbalzi termici, oltre allo spessore contenuto e alla facilità di lavorazione, le grandi lastre WIDE ampliano la destinazione d'uso del gres porcellanato. Sempre meno fughe e sempre più spazio alla creatività di progettisti e interior designers, che grazie ai prodotti WIDE possono apprezzare la versatilità di una ceramica senza più confini.

Taking account of the material's key qualities, including strength, thermal shock resistance, low thickness and ease of working, the WIDE large-size slabs extend the fields of use of porcelain. The WIDE collection has fewer joints while giving enormous creative freedom to architects and interior designers, who appreciate the versatility of this ceramic surface without limits.

PAVIMENTI INTERNI
INDOOR FLOORS

RIVESTIMENTI INTERNI
INDOOR WALLS

FACCIAE ESTERNE
INCOLLATE E VENTILATE
GLUED AND VENTILATED
EXTERIOR FAÇADES

PAVIMENTI AREE ESTERNE
OUTDOOR FLOORS

PIANI LAVORO CUCINE
KITCHEN COUNTERTOPS

TOP E FINITURE PER
AMBIENTI BAGNO
BATHROOM VANITY TOPS
AND SHELVES

ELEMENTI DI ARREDO E
DESIGN PER INTERNI
INTERIOR FURNISHING
AND DESIGN ELEMENTS

AUTO-LEVELING™

Facile installazione - Easy laying

7 mm **WIDE**
SUPERSIZE SLABS

I formati 20x120 cm e 26x200 cm, a spessore 7mm, sono ricavati da lastre ceramiche WIDE prodotte con tecnologia CONTINUA+, un rivoluzionario sistema di pressatura che prevede la compattazione a secco delle materie prime e consente di ottenere superfici particolarmente apprezzabili sia per la qualità estetica che per le performance tecniche. Questa tecnologia utilizza impasti a base di materie prime per loro natura altamente stabili, resistenti e ad elevata plasticità, che unite alle proporzioni della lastra ceramica conferiscono a questi prodotti qualità uniche. La dimensione dei listoni e lo spessore ridotto di 7 mm, accentuano l'elasticità del materiale ceramico, che in questo modo aderisce perfettamente al massetto. Una volta posata, la piastrella si auto-livella, mantenendo una perfetta planarità.

The 20x120 cm and 26x200 cm plank sizes with a thickness of 7 mm are obtained from WIDE ceramic slabs produced using CONTINUA+ technology, a revolutionary pressing system that adopts dry compaction of raw materials to create surfaces with exceptional aesthetic and technical qualities. These of bodies made from highly stable, tough and plastic raw materials coupled with the proportions of the ceramic slabs give these products unique characteristics. The large dimensions and reduced 7 mm thickness make for a high degree of elasticity, enabling the planks to bond perfectly to the substrate. Once installed, they level automatically and maintain perfect flatness.





Lastre prodotte con materie prime ad elevata plasticità, resistenti ma flessibili.

Ceramic slabs manufactured with highly plastic raw materials, strong and flexible at the same time.



Appoggiate su qualsiasi superficie, anche non perfettamente planare, le lastre si auto-livellano.

Laid on the screed they self-level, even if the surface is not perfectly flat.



50% OK

Il prodotto auto-leveling agevola la posa tradizionale, si monta senza distanziali livellanti, seguendo qualsiasi schema di posa.

Auto-leveling tiles help the traditional fixing, every installation pattern can be achieved, without leveling spacers.

INDICATORE DI FLESSIBILITÀ FLEXIBILITY INDEX	DEFLESSIONE MASSIMA SOTTO CARICO DI 350 N MAXIMUM DEFLECTION UNDER LOAD OF 350 N	LATO/LENGHT 1200 mm	> 20 mm
		LATO/LENGHT 2000 mm	> 50 mm

IMBALLI/PACKAGING

F.to nominale Nominal size	F.to reale (mm) Real size (mm)	Spessore Thickness	Tipologia imballo Type of packing	Pz/Imballo Pcs/Packing	Pz/Scatola Pcs/Box	Mq/Scatola Sqm/Box	Kg/Scatola Kg/Box	Scatole/Imballo Box/Packing	Mq totali Sqm total	Kg/Imballo Kg/Packing	Kg totali Kg total
160x320 64"x128"	1596,5x3195	7 mm	Cassa Crate	11	-	-	-	-	56,32	139	1.125
			Cavalletto container Container Rack pallet	36	-	-	-	-	184,32	180	3.406
120x240 48"x96"	1194x2390	7 mm	Cavalletto Rack Pallet	40	-	-	-	-	115,20	100	2.116
			Cavalletto container Container Rack pallet	36	-	-	-	-	103,68	115	1.930
160x160 64"x64"	1596,5x1596,5	7 mm	Cassa Crate	22	-	-	-	-	56,32	75	1.061
			Cavalletto container Container Rack pallet	36	-	-	-	-	92,16	95	1.708
80x160 32"x64"	797,25x1596,5	7 mm	Cavalletto Rack pallet	56	2	2,56	44,80	28	71,68	70	1.325
120x120 48"x48"	1194x1194	7 mm	Cavalletto Rack pallet	56	2	2,88	50,40	28	80,64	70	1.482
60x120 24"x48"	596x1194	7 mm	Pallet	81	3	2,16	36,00	27	58,32	15	988
80x80 32"x32"	797,25x797,25	7 mm	Pallet	120	3	1,92	33,60	40	76,80	15	1.359
26x200 10"x78"	264,4x2000	7 mm	Cassa Crate	96	-	-	-	-	50,88	85	976
20x120 8"x48"	197,3x1194	7 mm	Pallet	288	8	1,92	31,50	36	69,12	35	1.170
7,5x30 3"x12"	-	8 mm	Pallet	2640	22	0,50	7,29	120	60,00	15	890

L'unità minima di vendita per tutti gli articoli (fondi, decori e pezzi speciali) è la scatola completa. / The minimum sales quantity for all items (plain tiles, decorations and special trims) is one full box. I dati relativi agli imballi sono aggiornati al momento della stampa del catalogo e pertanto possono subire variazioni nel corso del tempo. / Data referring to packaging have been update at time of printing; the actual data may be slightly different. Pezzi speciali e decori per effetto delle lavorazioni, possono presentare variazioni di tonalità. / Due to working process special trims and decors, may show variation in tonality.

CARATTERISTICHE TECNICHE / TECHNICAL FEATURES

CLASSIFICAZIONE SECONDO NORME UNI EN 14411 (ISO 13006) ALLEGATO G-Gruppo B1a
CLASSIFICATION IN ACCORDANCE WITH UNI EN 14411 (ISO 13006) ANNEX G-Group B1a

GRES PORCELLANATO PRESSATO A SECCO DRY-PRESSED PORCELAIN STONEWARE	NORMA NORM	VALORE PRESCRITTO DALLE NORME VALUE PRESCRIBED FROM THE NORMS	VALORE ABK ABK VALUE CROSSROAD CHALK	VALORE ABK ABK VALUE CROSSROAD WOOD
RESISTENZA AL GELO FROST RESISTANCE	UNI EN ISO 10545/12	RICHIESTA REQUIRED	INGELIVO FROST PROOF	INGELIVO FROST PROOF
	B.C.R.A. C.A.	$\mu < 0,19$ SCIVOLOSITÀ PERICOLOSA - DANGEROUSLY SLIPPERY $0,20 < \mu < 0,39$ SCIVOLOSITÀ ECCESSIVA - EXCESSIVELY SLIPPERY $0,40 < \mu < 0,74$ ATTRITO SODDISFACENTE - SATISFACTORY GRIP $\mu > 0,75$ ATTRITO ECCELLENTE - EXCELLENT GRIP	> 0,40	> 0,40
	B.C.R.A. G.B.		> 0,40	> 0,40
	ASTM C. 1028 (S.C.O.F.)	SLIP RESISTANT (> 0,60)	> 0,60 DRY > 0,60 WET	> 0,60 DRY > 0,60 WET
RESISTENZA ALLO SCIVOLAMENTO SLIP RESISTANCE	DIN 51130	IN FUNZIONE DELL'AMBIENTE O DELLA ZONA DI LAVORO BASING ON THE ENVIRONMENT OR THE WORKING AREA	R10	R10
	DIN 51097	-	A+B	A
	ANSI A 137-1:2012	$\geq 0,42$	> 0,42	> 0,42

VARIAZIONE CROMATICA SHADE VARIATION	V2 (Chalk - Wood)	aspetto uniforme uniform appearance V1	lieve variazione slight variation V2	moderata variazione moderate variation V3	forte variazione substantial variation V4
---	----------------------	--	--	---	---



La riproduzione dei colori è approssimativa.
Colour reproduction approximate.



Marketing ABK Group
Direfarecreare.it
17.4

ABK Group Industrie Ceramiche s.p.a. - via S.Lorenzo N.24/a - 41034 Finale Emilia - Modena Italy
tel. 0535 761311 - fax 0535 761320/92800/761351

www.abk.it
#abkemozioni